

# Tiger 66TR

## 390-410 Watt

### MONO-FACIAL MODULE

#### P-Type

Positive power tolerance of 0~+3%

IEC61215(2016), IEC61730(2016)

ISO9001:2015: Quality Management System

ISO14001:2015: Environment Management System

ISO45001:2018

Occupational health and safety management systems



Tiling Ribbon (TR) Technology

## Key Features



#### TR technology + Half Cell

TR technology with Half cell aims to eliminate the cell gap to increase module efficiency (mono-facial up to 21.48%)



#### 9BB instead of 5BB

9BB technology decreases the distance between bus bars and finger grid line which is benefit to power increase.



#### Higher lifetime Power Yield

2% first year degradation,  
0.55% linear degradation



#### Best Warranty

12 year product warranty,  
25 year linear power warranty



#### Enhanced Mechanical Load

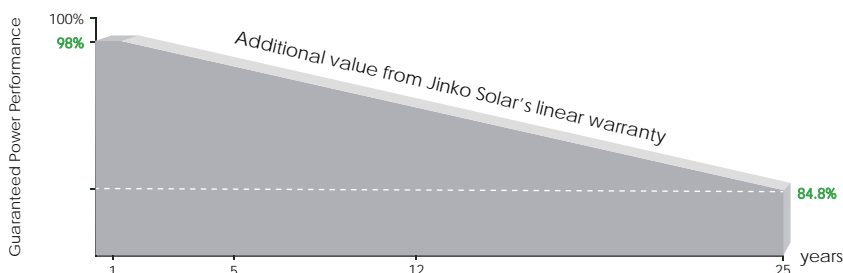
Certified to withstand: wind load (2400 Pascal) and snow load (5400 Pascal).



#### Avoid debris, cracks and broken gate risk effectively

9BB technology using circular ribbon that could avoid debris, cracks and broken gate risk effectively

## LINEAR PERFORMANCE WARRANTY

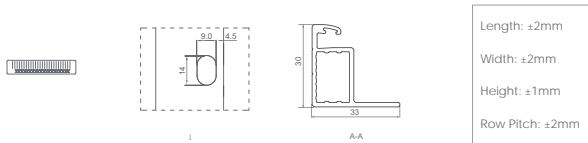
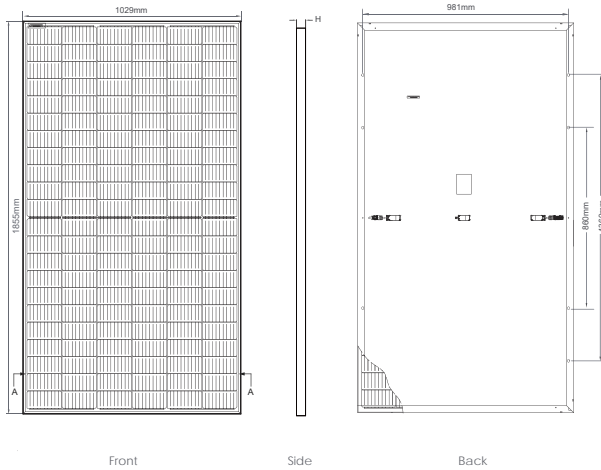


**12** Year Product Warranty

**25** Year Linear Power Warranty

**0.55%** Annual Degradation Over 25 years

## Engineering Drawings

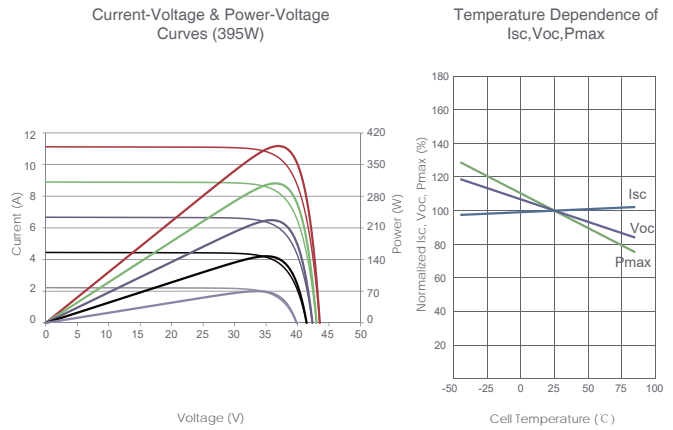


## Packaging Configuration

(Two pallets = One stack)

36pcs/pallets, 72pcs/stack, 864pcs/ 40'HQ Container

## Electrical Performance & Temperature Dependence



## Mechanical Characteristics

Cell Type	P type Mono-crystalline
No. of cells	132 (2×66)
Dimensions	1855×1029×30mm (73.03×40.51×1.18 inch)
Weight	20.8kg (45.86 lbs)
Front Glass	3.2mm, Anti-Reflection Coating, High Transmission, Low Iron, Tempered Glass
Frame	Anodized Aluminium Alloy
Junction Box	IP68 Rated
Output Cables	TUV 1×4.0mm <sup>2</sup> (+): 290mm, (-): 145mm or Customized Length

## SPECIFICATIONS

Module Type	JKM390M-6RL3		JKM395M-6RL3		JKM400M-6RL3		JKM405M-6RL3		JKM410M-6RL3	
	JKM390M-6RL3-V		JKM395M-6RL3-V		JKM400M-6RL3-V		JKM405M-6RL3-V		JKM410M-6RL3-V	
	STC	NOCT	STC	NOCT	STC	NOCT	STC	NOCT	STC	NOCT
Maximum Power (Pmax)	390Wp	290Wp	395Wp	294Wp	400Wp	298Wp	405Wp	301Wp	410Wp	305Wp
Maximum Power Voltage (Vmp)	36.49V	33.66V	36.58V	33.82V	36.67V	33.86V	36.76V	33.97V	36.84V	34.04V
Maximum Power Current (Imp)	10.69A	8.62A	10.80A	8.69A	10.91A	8.79A	11.02A	8.87A	11.13A	8.96A
Open-circuit Voltage (Voc)	43.75V	41.29V	43.93V	41.47V	44.12V	41.64V	44.20V	41.72V	44.29V	41.80V
Short-circuit Current (Isc)	11.39A	9.20A	11.48A	9.27A	11.57A	9.34A	11.68A	9.43A	11.79A	9.52A
Module Efficiency STC (%)	20.43%		20.69%		20.96%		21.22%		21.48%	
Operating Temperature(°C)	-40 C ~ +85 C									
Maximum System Voltage	1000/1500VDC (IEC)									
Maximum Series Fuse Rating	20A									
Power Tolerance	0 ~ +3%									
Temperature Coefficients of Pmax	-0.35%/C									
Temperature Coefficients of Voc	-0.28%/C									
Temperature Coefficients of Isc	0.048%/C									
Nominal Operating Cell Temperature (NOCT)	45±2C									

\*STC: Irradiance 1000W/m<sup>2</sup> Cell Temperature 25°C

NOCT: Irradiance 800W/m<sup>2</sup> Ambient Temperature 20°C

AM=1.5

AM=1.5

Wind Speed 1m/s